


**EBL NRB MUTUAL FUND**


Statement of Financial Position (Un-Audited)  
As at December 31, 2015

	Amount in Taka	
	31-Dec-15	30-Jun-15
<b>ASSETS</b>		
Investment-at Fair Value	1,427,542,894	1,374,975,733
Dividend Receivable	6,591,251	5,809,493
Interest Receivable	3,551,541	4,123,809
Advance, Deposit & Prepayments	62,666,909	4,088,015
Other Receivable	4,608,182	4,897,040
Cash & Cash Equivalents	452,876,980	510,821,073
Preliminary & Issue Expenses	26,574,444	29,057,787
	<b>1,984,412,202</b>	<b>1,933,772,950</b>
<b>LIABILITIES</b>		
Accounts Payable	13,036,646	11,872,934
	<b>13,036,646</b>	<b>11,872,934</b>
<b>Net Assets</b>	<b>1,971,375,556</b>	<b>1,921,900,016</b>
<b>OWNERS' EQUITY</b>		
Capital Fund	1,871,216,700	1,776,631,190
Unit Premium	48,114,617	36,102,255
Dividend Equalization Reserve	-	30,000,000
Unrealized Gain	-	-
Retained Earnings	52,044,239	79,166,571
	<b>1,971,375,556</b>	<b>1,921,900,016</b>
<b>Net Assets Value (NAV)</b>		
At Market ( Fair Value)	1,971,375,556	1,921,900,016
At Cost	1,987,466,484	1,957,108,848
<b>Net Assets Value (NAV) per unit</b>		
At Market ( Fair Value)	10.54	10.82
At Cost	10.62	11.02

*On behalf of EBL NRB Mutual Fund:*




Member, Trustee  
Bangladesh General Insurance Co. Ltd.



Member, Trustee  
Bangladesh General Insurance Co. Ltd.

Dhaka  
Date: January 28, 2016

  
CEO & Managing Director  
Asset Manager

  
Chief of Operations  
Asset Manager

  
Chief Compliance Officer  
Asset Manager

**EBL NRB MUTUAL FUND**


Statement of Profit or Loss & other Comprehensive Income (Un-Audited)

For the period from July 01, 2015 to December 31, 2015


	Amount in Taka		Amount in Taka	
	July 01, 2015 to Dec 31, 2015	July 01, 2014 to Dec 31, 2014	October 01, 2015 to Dec 31, 2015	October 01, 2014 to Dec 31, 2014
<b>INCOME</b>				
Interest Income	18,475,205	23,439,319	8,122,270	11,300,053
Net Income on sale of securities	4,965,152	24,093,295	2,304,688	9,273,583
Income from capital market Investment	24,435,861	25,639,363	14,024,570	15,252,439
Other Income	21,195	-	-	-
	<b>47,897,413</b>	<b>73,171,978</b>	<b>24,451,528</b>	<b>35,826,075</b>
<b>EXPENSES</b>				
Management Fees	11,967,090	11,210,108	5,948,707	5,711,929
Amortization of Preliminary & Issue Exp.	2,483,341	2,483,341	1,241,671	1,241,671
Annual Listing Fees	1,524,976	1,561,557	463,978	456,833
Trustee Fees	913,018	873,729	456,508	436,864
Custodian Fees	357,756	347,717	137,097	174,873
CDBL Charges	133,694	148,443	64,532	61,955
Bank Charges	45,689	41,105	44,146	40,430
Other Expenses	114,214	149,234	93,279	134,500
	<b>17,539,777</b>	<b>16,815,234</b>	<b>8,449,917</b>	<b>8,259,055</b>
Profit for the period	<b>30,357,636</b>	<b>56,356,743</b>	<b>16,001,611</b>	<b>27,567,019</b>
(Provision)/Write back against Investment *	19,117,905		(16,090,928)	
Net Profit for the period	<b>49,475,540</b>	<b>56,356,743</b>	<b>(89,316)</b>	<b>27,567,019</b>
Earnings per unit (EPU)	0.26	0.30	(0.00)	0.15

\* Note: As per IFRS 9-Financial Instrument, financial securities (Investments at Statement of Financial Position) are measured at fair value, gains and losses are recognized entirely in profit or loss.

On behalf of EBL NRB Mutual Fund:




Member, Trustee  
Bangladesh General Insurance Co. Ltd.



Member, Trustee  
Bangladesh General Insurance Co. Ltd.



CEO & Managing Director  
Asset Manager



Chief of Operations  
Asset Manager



Chief Compliance Officer  
Asset Manager


Dhaka

Date: January 28, 2016


**EBL NRB MUTUAL FUND**  
**Statement of Changes in Equity**  
For the period ended December 31, 2015


Particulars	Capital fund	Unit premium	Dividend equalization reserve	Unrealized gain on investment	Retained earnings	Total equity
Balance at July 01, 2015	1,776,631,190	36,102,255	30,000,000	-	79,166,571	1,921,900,016
Net profit for the year	-	-	-	-	49,475,540	49,475,540
Dividend equalization reserve	-	-	(30,000,000)	-	30,000,000	-
Re-investment	94,585,510	12,012,362	-	-	(106,597,872)	-
Balance at Dec.31, 2015	1,871,216,700	48,114,617	-	-	52,044,239	1,971,375,556

On behalf of EBL NRB Mutual Fund:

  
Member, Trustee  
Bangladesh General Insurance Co. Ltd.

  
CEO & Managing Director  
Asset Manager

  
Member, Trustee  
Bangladesh General Insurance Co. Ltd.

  
Chief of Operations  
Asset Manager


Dhaka  
Date: January 28, 2016


  
Chief Compliance Officer  
Asset Manager

**EBL NRB MUTUAL FUND**  
Statement of Cash Flows (Un-Audited)  
For the period from July 01 to December 31, 2015

Particular	July 01, 2015 to Dec 31, 2015	July 01, 2014 to Dec 31, 2014
<b>Cash flows from operating activities:</b>		
Interest Income	19,047,474	25,095,912
Income from capital market Investment	23,685,820	23,992,895
Net Income on sale of securities	4,965,152	24,093,295
Other income	21,195	-
Advance, Deposit & Prepayments	1,421,106	837,652
Operating expenses	(13,892,725)	(13,550,663)
<b>Net cash from operating activities (A)</b>	<b>35,248,022</b>	<b>60,469,091</b>
<b>Cash flows from investing activities:</b>		
Net Investment in securities	(33,192,115)	(172,475,814)
Advance against investment	(60,000,000)	-
<b>Net cash used in investing activities (B)</b>	<b>(93,192,115)</b>	<b>(172,475,814)</b>
<b>Cash flows from financing activities:</b>		
Capital contribution	-	-
<b>Net cash from financing activities (C)</b>	<b>-</b>	<b>-</b>
<b>Net increase/(decrease) (D = A+B+C)</b>	<b>(57,944,093)</b>	<b>(112,006,722)</b>
Opening cash and cash equivalents (E)	510,821,073	470,090,076
<b>Closing cash and cash equivalents (F = D+E)</b>	<b>452,876,980</b>	<b>358,083,354</b>
<b>Net Operating Cash Flow Per Unit (NOCFPU)</b>	<b>0.19</b>	<b>0.32</b>


*On behalf of EBL NRB Mutual Fund:*

  
Member, Trustee  
Bangladesh General Insurance Co. Ltd.

  
Member, Trustee  
Bangladesh General Insurance Co. Ltd.

Dhaka  
Date: January 28, 2016

  
CEO & Managing Director  
Asset Manager

  
Chief of Operations  
Asset Manager

  
Chief Compliance Officer  
Asset Manager