



EBL NRB MUTUAL FUND
Statement of Financial Position (Un-Audited)
As at March 31, 2016

	Amount in Taka	
	31-Mar-16	30-Jun-15
ASSETS		
Investment-at Fair Value	1,642,559,539	1,374,975,733
Dividend Receivable	1,400,655	5,809,493
Interest Receivable	2,784,490	4,123,809
Advance, Deposit & Prepayments	2,584,399	4,088,015
Other Receivable	89,999,628	4,897,040
Cash & Cash Equivalents	207,883,961	510,821,073
Preliminary & Issue Expenses	25,346,270	29,057,787
	1,972,558,942	1,933,772,950
LIABILITIES		
Accounts Payable	6,743,394	11,872,934
	6,743,394	11,872,934
Net Assets	1,965,815,548	1,921,900,016
OWNERS' EQUITY		
Capital Fund	1,871,216,700	1,776,631,190
Unit Premium	48,114,617	36,102,255
Dividend Equalization Reserve	-	30,000,000
Unrealised Gain	-	-
Retained Earnings	46,484,231	79,166,571
	1,965,815,548	1,921,900,016
Net Assets Value (NAV)		
At Market (Fair Value)	1,965,815,548	1,921,900,016
At Cost	1,997,673,525	1,957,108,848
Net Assets Value (NAV) per unit		
At Market (Fair Value)	10.51	10.82
At Cost	10.68	11.02

On behalf of EBL NRB Mutual Fund:



Member, Trustee
Bangladesh General Insurance Co. Ltd.



Member, Trustee
Bangladesh General Insurance Co. Ltd.




Date: April 27, 2016



CEO & Managing Director
Asset Manager

Bangladesh RACE Management PCL



Chief of Operations
Asset Manager

Bangladesh RACE Management PCL



Chief Compliance Officer
Asset Manager

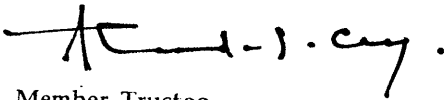
Bangladesh RACE Management PCL

EBL NRB MUTUAL FUND

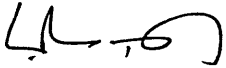
Statement of Profit or Loss & other Comprehensive Income (Un-Audited)
For the period from July 01, 2015 to March 31, 2016

	Amount in Taka		Amount in Taka	
	July 01, 2015 to March 31, 2016	July 01, 2014 to March 31, 2015	Jan 01, 2016 to March 31, 2016	Jan 01, 2015 to March 31, 2015
<u>INCOME</u>				
Interest Income	24,562,367	32,831,188	6,087,162	9,391,868
Net Income on sale of securities	9,440,477	33,419,283	4,475,325	9,325,988
Income from capital mkt. Investment	32,982,781	40,370,741	8,546,920	14,731,378
Other Income	21,195	-	-	-
	67,006,820	106,621,212	19,109,407	33,449,234
<u>EXPENSES</u>				
Management Fees	17,844,912	16,721,560	5,877,822	5,511,452
Amortization of Preliminary & Issue Exp.	3,711,516	3,698,018	1,228,174	1,214,677
Annual Listing Fees	2,258,805	2,018,391	733,829	456,834
Trustee Fees	1,395,275	1,329,497	482,257	455,768
Custodian Fees	636,863	672,042	279,107	324,325
CDBL Charges	193,944	192,320	60,250	43,877
Bank Charges	87,816	62,985	42,127	21,880
Other Expenses	313,013	170,599	198,800	21,365
	26,442,143	24,865,411	8,902,366	8,050,177
Profit for the period	40,564,677	81,755,801	10,207,041	25,399,057
Market risk reserve (Provision)/Write back	3,350,855	-	(15,767,049)	-
Net Profit for the period	43,915,532	81,755,801	(5,560,009)	25,399,057
Earnings per unit (EPU)	0.23	0.44	(0.03)	0.14

On behalf of EBL NRB Mutual Fund:



Member, Trustee
Bangladesh General Insurance Co. Ltd.



Member, Trustee
Bangladesh General Insurance Co. Ltd.




Date: April 27, 2016



CEO & Managing Director
Asset Manager
Bangladesh RACE Management PCL



Chief of Operations
Asset Manager
Bangladesh RACE Management PCL




Chief Compliance Officer
Asset Manager
Bangladesh RACE Management PCL

EBL NRB MUTUAL FUND
Statement of Changes in Equity
For the period ended March 31, 2016

Particulars	Capital fund	Unit premium	Dividend equalisation reserve	Unrealised gain on investment	Retained earnings	Total equity
Balance at July 01, 2015	1,776,631,190	36,102,255	30,000,000	-	79,166,571	1,921,900,016
Net profit for the year	-	-	-	-	43,915,532	43,915,532
Dividend equalisation reserve	-	-	(30,000,000)	-	30,000,000	-
Re-investment (Dividend)	94,585,510	12,012,362	-	-	(106,597,872)	-
Balance at March 31, 2016	1,871,216,700	48,114,617	-	-	46,484,231	1,965,815,548

On behalf of EBL NRB Mutual Fund:



Member, Trustee


Bangladesh General Insurance Co. Ltd.



CEO & Managing Director

Asset Manager

Bangladesh RACE Management PCL



Member, Trustee

Bangladesh General Insurance Co. Ltd.



Chief of Operations

Asset Manager

Bangladesh RACE Management PCL



Dhaka

Date: April 27, 2016



Chief Compliance Officer

Asset Manager

Bangladesh RACE Management PCL

EBL NRB MUTUAL FUND

Statement of Cash Flows (Un-Audited)

For the period from July 01, 2015 to March 31, 2016


Particular	July 01, 2015 to March 31, 2016	July 01, 2014 to March 31, 2015
Cash flows from operating activities:		
Interest Income	25,901,687	33,436,381
Income from capital market Investment	32,659,211	35,433,390
Net Income on sale of securities	9,440,477	33,419,283
Other income	21,195	-
Advance, Deposit & Prepayments	1,503,616	1,780,729
Operating expenses	(27,860,167)	(26,934,276)
Net cash flow from operating activities (A)	41,666,018	77,135,507
Cash flows from investing activities:		
Net Investment in securities	(344,603,130)	(54,626,601)
Net cash used in investing activities (B)	(344,603,130)	(54,626,601)
Cash flows from financing activities:		
Capital contribution	-	-
Net cash from financing activities (C)	-	-
Net increase/(decrease) (D = A+B+C)	(302,937,112)	22,508,906
Opening cash and cash equivalents (E)	510,821,073	470,090,076
Closing cash and cash equivalents (F = D+E)	207,883,961	492,598,982

Net Operating Cash Flow Per Unit (NOCFPU)

0.22


0.41

On behalf of EBL NRB Mutual Fund:



Member, Trustee

Bangladesh General Insurance Co. Ltd.




Member, Trustee

Bangladesh General Insurance Co. Ltd.



Dhaka


Date: April 27, 2016



CEO & Managing Director

Asset Manager

Bangladesh RACE Management PCL



Chief of Operations

Asset Manager

Bangladesh RACE Management PCL



Chief Compliance Officer

Asset Manager

Bangladesh RACE Management PCL